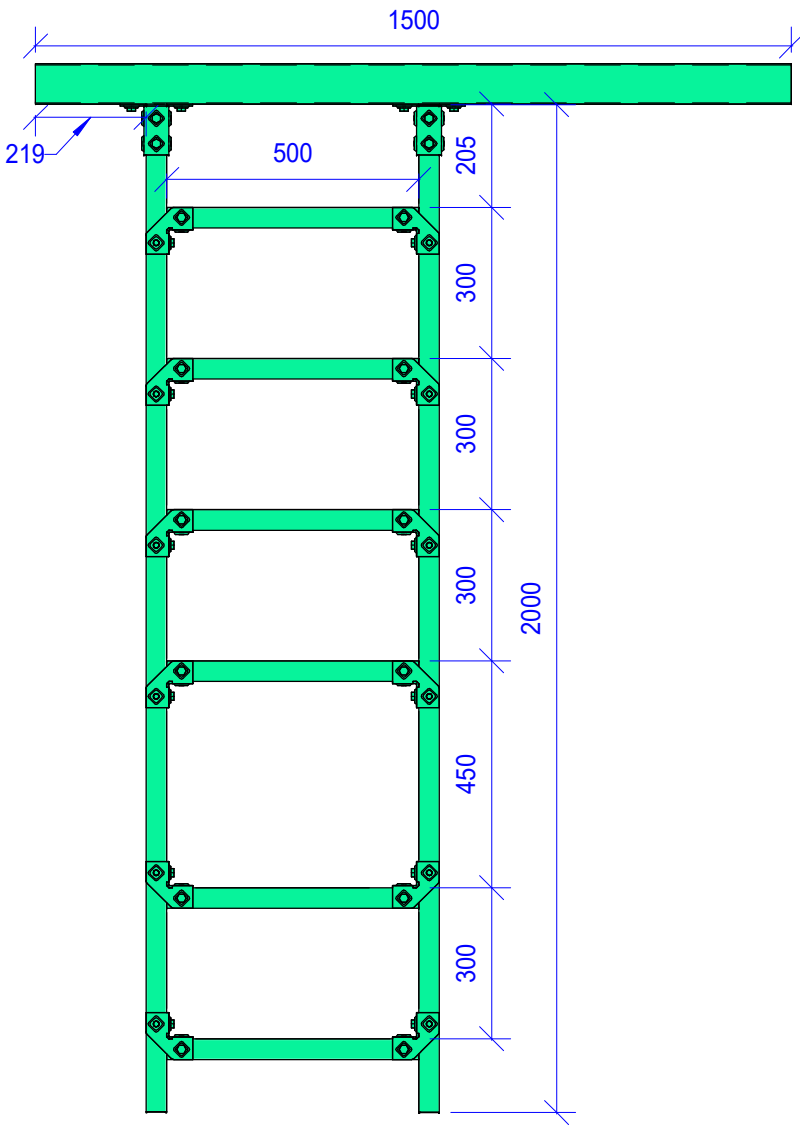


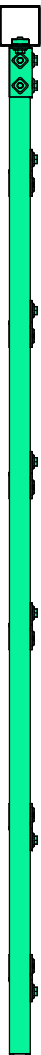
FORM 2A

DC.FWA-COR-1.2 - Bill of Materials						
Pos	Type	QTY	Part No	Length	Weight	Total Weight
1	Beam Section TP F 80 6 m	1	192539	1500 mm	9.60 kg	9.60 kg
3	Channel MS 41 41 2.0 6m hcp	6	196724	500 mm	0.99 kg	5.91 kg
4	Angle Connector EV CC 41-1	12	117338		0.38 kg	4.56 kg
5	Angle Connector EV CC 41-2	2	117456		0.70 kg	1.40 kg
6	Channel MS 41 41 2.0 6m	2	193747	2000 mm	4.00 kg	8.00 kg



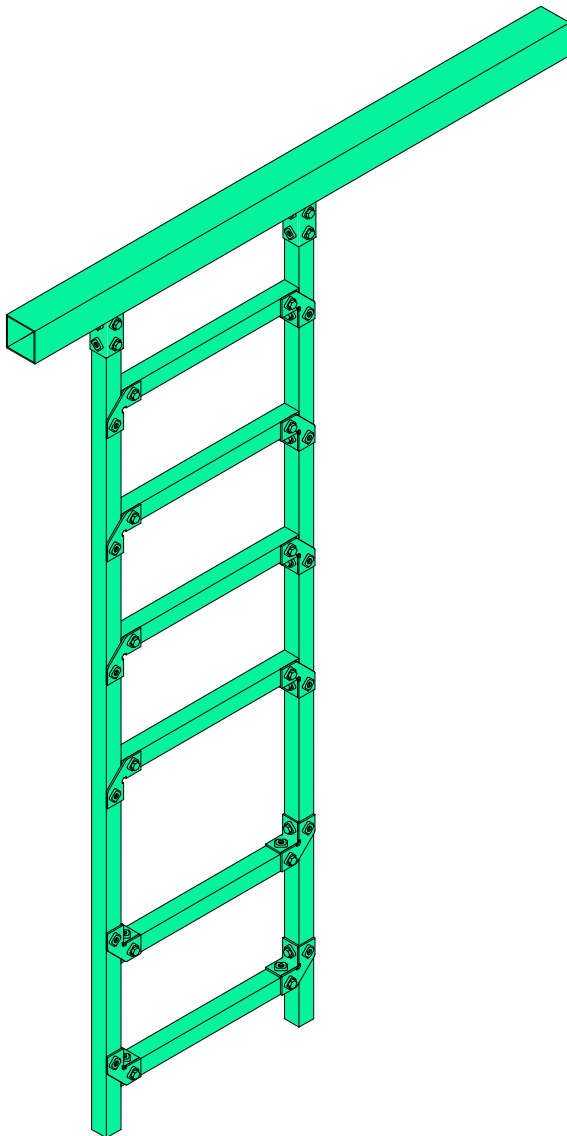
1 | Section A

SCALE: 1 : 15



2 | Section B

SCALE: 1 : 15



3 | 3D ISO

SCALE:



4 | Floor Plan

SCALE: 1 : 25

NOTE:
FORM2A Production:
Defines primary and secondary support component sizes, types and part numbers.

Scope Exclusion:
Frame interface with the building structure is not included in this document.

For comprehensive guidelines and additional information, contact the project management team.



OVERVIEW
MC Prefab is a collaborative joint venture between CTS, MECWIDE, and BIMMS. The primary objective of this partnership is to streamline the production of Mechanical, Electrical, and Plumbing (MEP) support structures.
To achieve standardization and optimization in support production, installation, and to minimize material waste, a comprehensive catalog of solutions has been developed. This catalog defines all support solutions along with their respective variables.

Process Stages:
The overall process of MEP support structure production and installation is divided into three distinct stages:
1-Preparation
2-Production
3-Installation
Each stage requires specific documentation, outlined as follows:
Form1A: Base Specification for Support Solution Definition
Form2A: Fabrication Drawing
Form3A: Installation Drawing
These documents ensure the standardization and efficiency of the entire process, from initial preparation through to final installation.

For any further details or clarifications, please refer to the MC Prefab documentation guidelines or contact the project management team.

Naming Convention
DC.FWA-COR-1.1-1A
└─ Document Type
└─ Support Type
└─ Building Area Type
└─ Project Standard Type
└─ Project Type

P01	07/08/2024	Issued For Information	GJ	MP
Rev.	Date	Description	Sign.	Veri.



DRAWING NAME:
DC.FWA-COR-1.2-2A

DRAWING STATUS: Issued For Information		SCALE: 1/15	STATUS: S2
DATE CREATED: 07/08/2024	LAST REV. DATE: 07/08/2024	SIGNED: GJ	CONTROL: MP
DRAWING NUMBER: FIN3005-BMS-B1-XX-DR-J-C122A		FORMAT: A2	REVISION: P01