FORM 3A

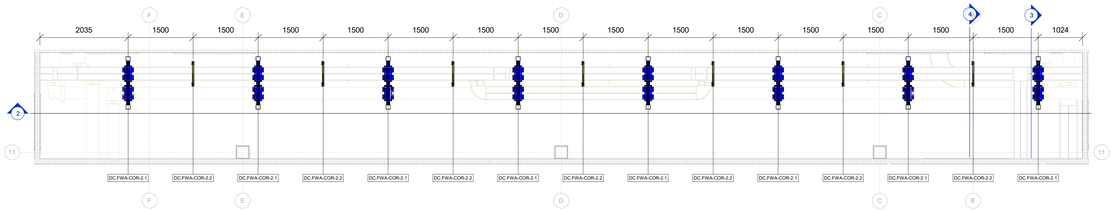

1 | Building 1 - Supports - First Floor - East Corridor - Plan View

SCALE: 1 : 50

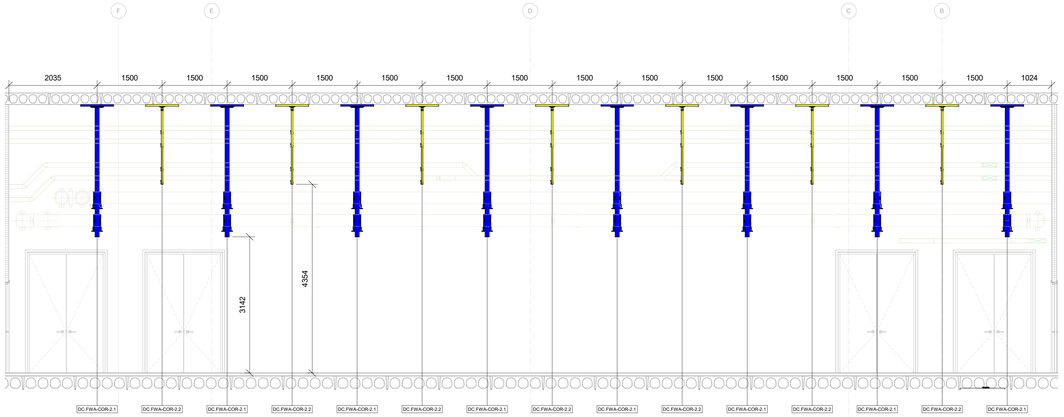

2 | Building 1 - Supports - First Floor - East Corridor - Section A

SCALE: 1 : 50

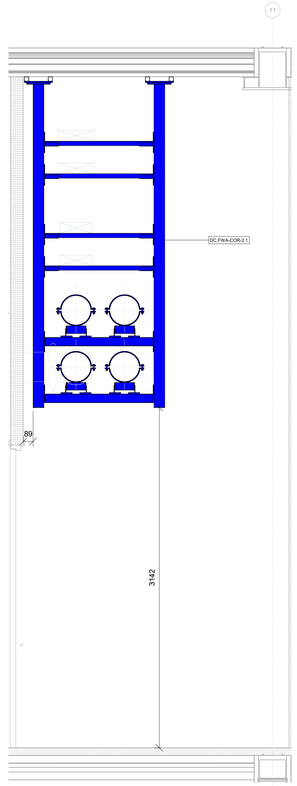

3 | Building 1 - Supports - First Floor - East Corridor - Section B

SCALE: 1 : 20

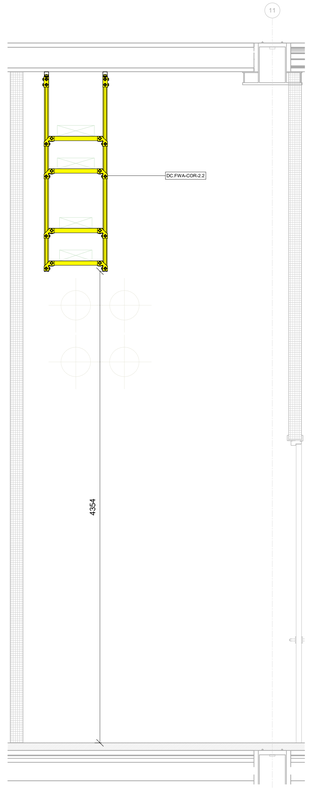

4 | Building 1 - Supports - First Floor - East Corridor - Section C

SCALE: 1 : 20

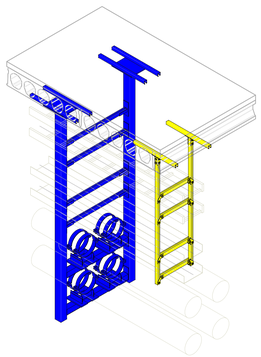

5 | Building 1 - Supports - First Floor - East Corridor - 3D ISO

SCALE:

NOTE:
FORM3A Instalation:
Setting out of each support type in both plan, elevation and 3D type views.
Refer to FORM2A for further detailing.

OVERVIEW

MC Prefab is a collaborative joint venture between CTS, MECWIDE, and BIMMS. The primary objective of this partnership is to streamline the production of Mechanical, Electrical, and Plumbing (MEP) support structures.
To achieve standardization and optimization in support production, installation, and to minimize material waste, a comprehensive catalog of solutions has been developed. This catalog defines all support solutions along with their respective variables.

Process Stages:
The overall process of MEP support structure production and installation is divided into three distinct stages:
1-Preparation
2-Production
3-Installation
Each stage requires specific documentation, outlined as follows:
Form1A: Base Specification for Support Solution Definition
Form2A: Fabrication Drawing
Form3A: Installation Drawing
These documents ensure the standardization and efficiency of the entire process, from initial preparation through to final installation.

For any further details or clarifications, please refer to the MC Prefab documentation guidelines or contact the project management team.

Naming Convention

DC.FWA-COR-1.1-1A
- Document Type
- Support Type
- Building Area Type
- Project Standard Type
- Project Type

Legend:

Colour	Description
	DC.FWA-GAN-1.1
	DC.FWA-COR-1.1
	DC.FWA-COR-1.2
	DC.FWA-COR-2.1
	DC.FWA-COR-2.2
	DC.FWA-COR-3.1

Legend:

Desciption	Location	Quantity
DC.FWA-COR-2.1	First Floor - East Corridor	8

Component Catalogue

DC.FWA-COR-2.1-1A

DC.FWA-COR-2.2-1A

DC.FWA-COR-2.1-2A

DC.FWA-COR-2.2-2A

Rev.	Date	Description	Sign.	Ver.
P01	07/08/2024	Issued For Information	GJ	MP

JOINT VENTURE:

DESIGN & BUILD PARTNERS:

DRAWING NAME:
DC.FWA-COR-2.1-3A

DRAWING STATUS:	SCALE:	STATUS:
Issued For Information	1/150	S2

DATE CREATED:	LAST REV. DATE:	SIGNED:	CONTROL:
07/08/2024	07/08/2024	GJ	MP

DRAWING NUMBER:	FORMAT:	REVISION:
FIN3005-BIMS-B1-XX-DR-J-C213A	A2	P01

"Intellectual Property by CTS Nordics AS, All Rights Reserved"