# FORM 3A

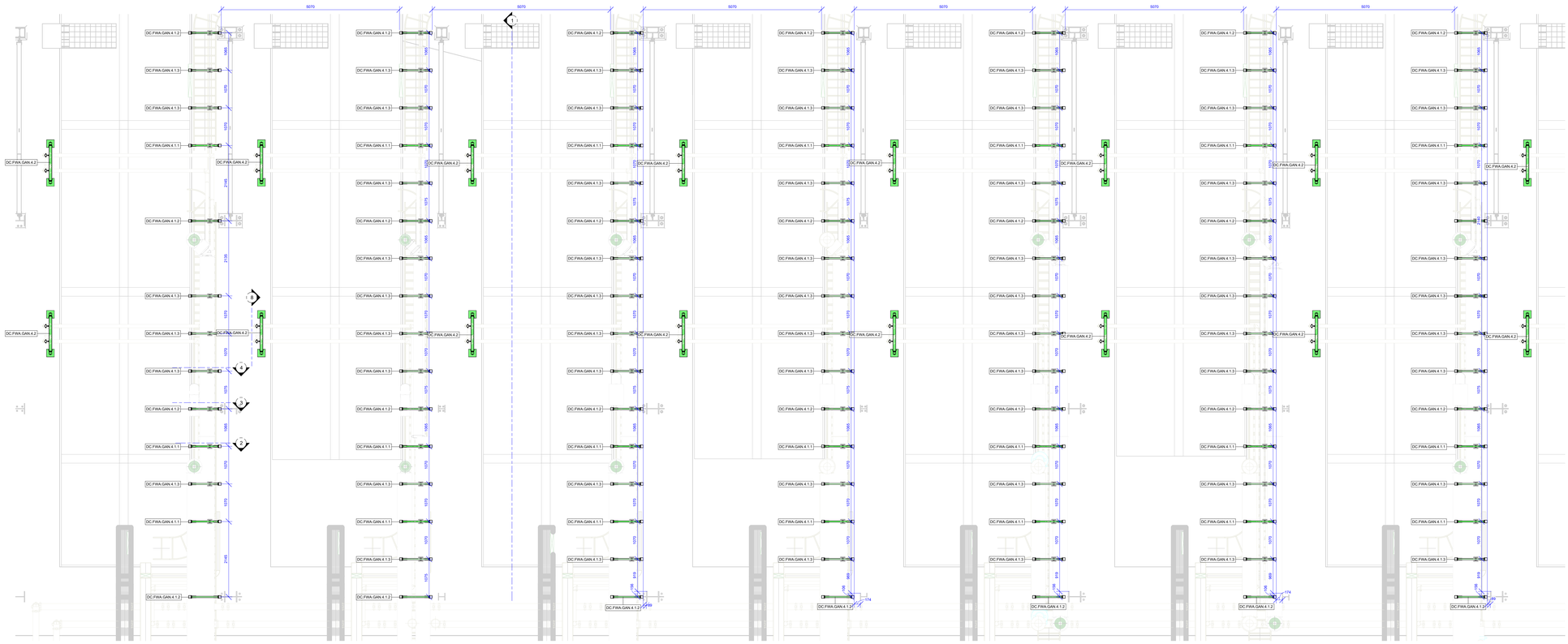

## A | Building 1 - Supports - North Gantry - Zone 04 - Plan View

SCALE: 1 : 50

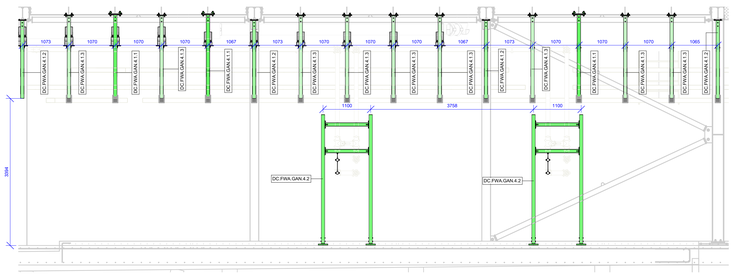

## 1 | Building 1 - Supports - North Gantry - Zone 04 - Section 1

SCALE: 1 : 50

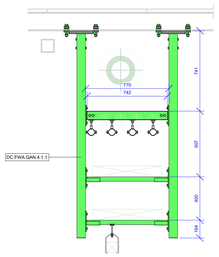

## 2 | Building 1 - Supports - North Gantry - Zone 04 - Section 2

SCALE: 1 : 20

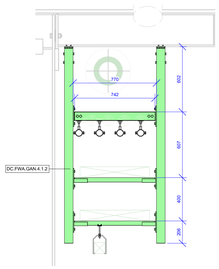

## 3 | Building 1 - Supports - North Gantry - Zone 04 - Section 3

SCALE: 1 : 20

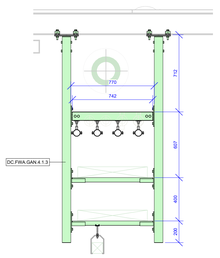

## 4 | Building 1 - Supports - North Gantry - Zone 04 - Section 4

SCALE: 1 : 20

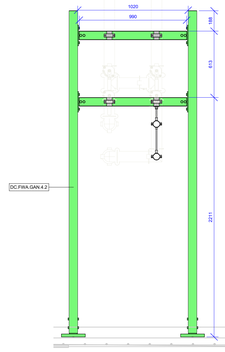

## 8 | Building 1 - Supports - North Gantry - Zone 04 - Section 5

SCALE: 1 : 20

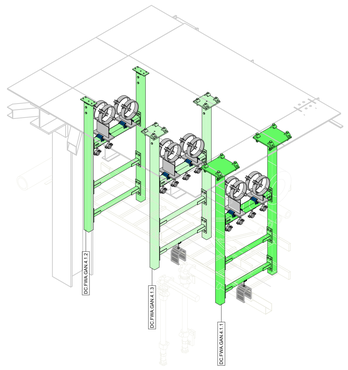

## 3D1 | Building 1 - Supports - North Gantry - Zone 04 - 3D ISO 01

SCALE:

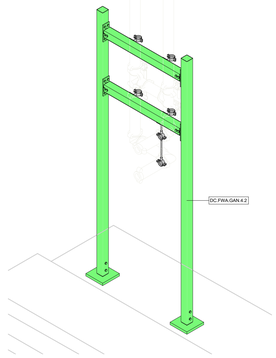

## 3D2 | Building 1 - Supports - North Gantry - Zone 04 - 3D ISO 02

SCALE:

**NOTE:**

**FORM3A Instalation:**
Setting out of each support type in both plan, elevation and 3D type views.
Refer to FORM2A for further detailing.

Fixing points of the MS41 profiles to the ceiling (hollow core) to be defined on site according to the existing slab conditions.
By default the FORM 2A is setting the profiles at 750mm length to match at least 3 anchoring points per profile.
It is recommended that if required, the support relative position to the MS 41 profile shall be rearranged to guarantee the anchoring conditions mentioned above.

**OVERVIEW**

MC Prefab is a collaborative joint venture between CTS, MECWIDE, and BIMMS. The primary objective of this partnership is to streamline the production of Mechanical, Electrical, and Plumbing (MEP) support structures.
To achieve standardization and optimization in support production, installation, and to minimize material waste, a comprehensive catalog of solutions has been developed. This catalog defines all support solutions along with their respective variables.

**Process Stages:**
The overall process of MEP support structure production and installation is divided into three distinct stages:
**1-Preparation**
**2-Production**
**3-Installation**
Each stage requires specific documentation, outlined as follows:
**Form1A**: Base Specification for Support Solution Definition
**Form2A**: Fabrication Drawing
**Form3A**: Installation Drawing
These documents ensure the standardization and efficiency of the entire process, from initial preparation through to final installation.

For any further details or clarifications, please refer to the MC Prefab documentation guidelines or contact the project management team.

**Naming Convention**

DC.FWA.COR.1.1-1A
- Document Type
- Support Type
- Building Area Type
- Project Standard Type
- Project Type

**Legend:**

| Colour | Description |
|---|---|
| | DC.FWA.COR.1.1.1 |
| | DC.FWA.COR.1.1.2 |
| | DC.FWA.COR.1.2.1 |
| | DC.FWA.COR.1.2.2 |
| | DC.FWA.COR.2.1 |
| | DC.FWA.COR.2.2 |
| | DC.FWA.COR.2.3 |
| | DC.FWA.COR.3.1 |
| | DC.FWA.COR.3.2 |
| | DC.FWA.COR.4.1 |
| | DC.FWA.COR.4.2 |
| | DC.FWA.COR.4.3 |
| | DC.FWA.WSP.1.1 |
| | DC.FWA.WSP.1.2 |
| | DC.FWA.WSP.1.3 |
| | DC.FWA.WSP.1.4 |
| | DC.FWA.LDB.1.1.1 |
| | DC.FWA.LDB.1.1.2 |
| | DC.FWA.LDB.1.1.3 |
| | DC.FWA.LDB.1.1.4 |
| | DC.FWA.LDB.1.1.5 |
| | DC.FWA.LDB.1.1.6 |
| | DC.FWA.GAN.1.1 |
| | DC.FWA.GAN.1.2 |
| | DC.FWA.GAN.2.1.1 |
| | DC.FWA.GAN.2.1.2 |
| | DC.FWA.GAN.3.1 |
| | DC.FWA.GAN.4.1.1 |
| | DC.FWA.GAN.4.1.2 |
| | DC.FWA.GAN.4.1.3 |
| | DC.FWA.GAN.4.2 |
| | DC.FWA.GAN.5.1 |

**Supports Quantities**

| Type | Count |
|---|---|
| DC.FWA.GAN.4.1.1 | 22 |
| DC.FWA.GAN.4.1.2 | 30 |
| DC.FWA.GAN.4.1.3 | 61 |
| DC.FWA.GAN.4.2 | 17 |

DC.FWA.GAN.4.1.1-1A
DC.FWA.GAN.4.1.1-2A
DC.FWA.GAN.4.1.2-1A
DC.FWA.GAN.4.1.2-2A
Component Catalogue
DC.FWA.GAN.4.1.3-1A
DC.FWA.GAN.4.1.3-2A
DC.FWA.GAN.4.2-1A
DC.FWA.GAN.4.2-2A

| Rev. | Date | Description | Sign. | Ver. |
|---|---|---|---|---|
| P02 | 03/12/2024 | Issued For Information | GJ | JT |
| P01 | 08/11/2024 | Issued For Information | GJ | JT |

JOINT VENTURE:
MC Prefab Nordics

DESIGN & BUILD PARTNERS:
CTS Nordics
BIMMS integrated engineering
MECWIDE

DRAWING NAME:
DC.FWA - GANTRY LEVEL - NORTH GANTRY - ZONE 04

| DRAWING STATUS: | | SCALE: | STATUS: |
|---|---|---|---|
| Issued For Information | | | S2 |
| DATE CREATED: | LAST REV. DATE: | SIGNED: | CONTROL: |
| 08/11/2024 | 03/12/2024 | GJ | JT |
| DRAWING NUMBER: | | FORMAT: | REVISION: |
| FIN3005-BMS-B1-00-DR-J-74004 | | A2 | P02 |

"Intellectual Property by CTS Nordics AS, All Rights Reserved"